



CLASSOFT Scheduling Manager

# User's guide

---

© CLASSOFT - All rights reserved

*"Everything begins and ends with organization."  
(Aristotel)*

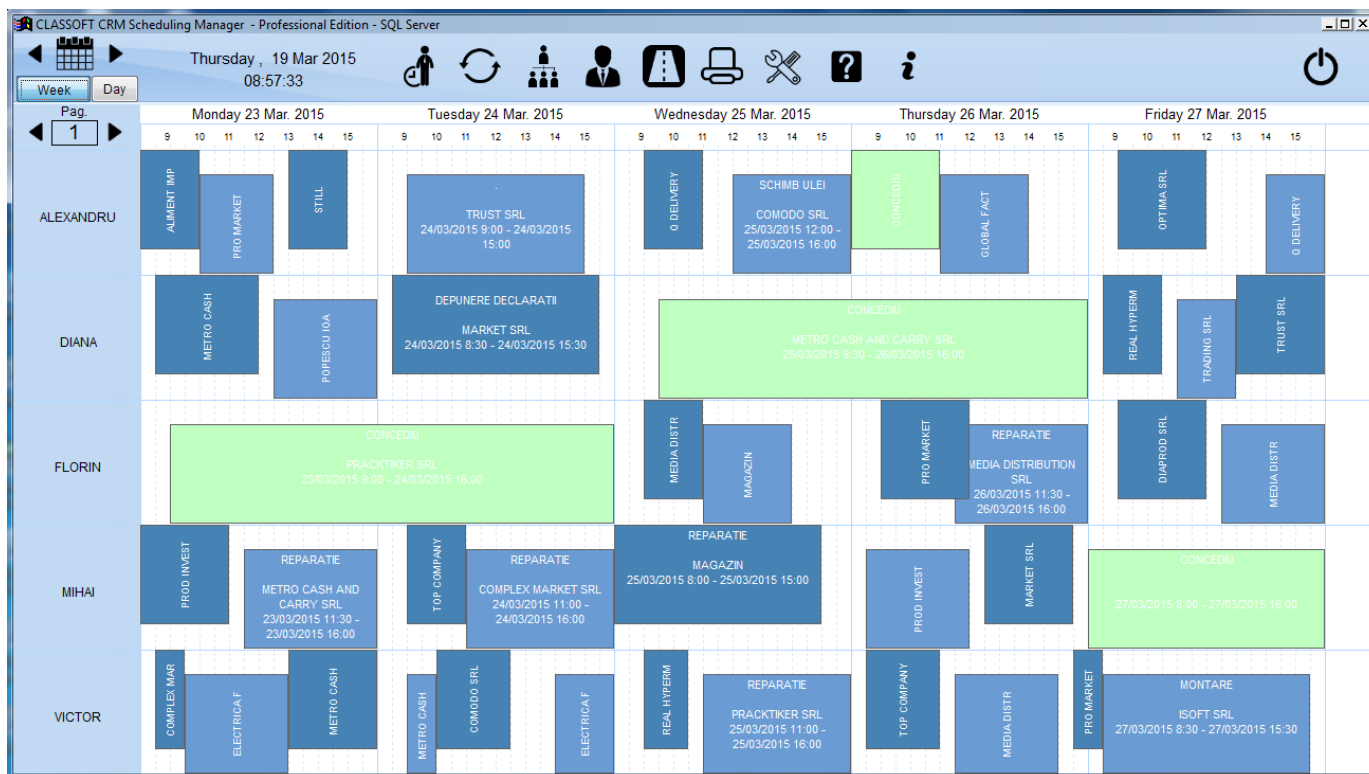


## Introduction

We see everyday around us people who work from morning till night, complaining all the time that they don't have enough time for accomplishing with succes their working tasks. Nothing more fake. Not the working schedule is the one that gives us a low efficiency, but the bad organization. Our efficiency decreases considerably when we occupy with more things at the same time, without being scheduled properly.

Classoft Sheduling Manager was developed for easing the organization work and monitoring the working teams in activities like: service, sales, surgeries, tourism, hotels, pensions and any other type of working unit that can use the application for organizing the work.

The application is available in three versions: Express, Lite and Professional. Lite and Professional versions are adressed to business environment, and Express version is for noncommercial use and is free.



Classoft Sheduling Manager Professional is designed on a client-server technology having a Microsoft SQL Server backend. This tehnology ensures a big safety in development and allows the online interconectation of the working members for whom are loaded the working tasks. The team manager can interactively see, in one interface, all tasks of the team he leads. Tis way he can notice and corect the possible superposition of tasks or lack of activities of each employee.



## Steps of use



-allows the configuration of the working unit ; this is the first step of implementation of the application; the recommended resolution for using the application is 1920x1200

**CLASSOFT Scheduling Manager**

**Configuration**

**Language**

☐ Romana

☒ English

☐ Deutsch

☐ Magyar

☐ Español

**Working program**

Number of working days/week: 5

Working hours: 8.0 - 16

**Database type**

☐ Express - local DB

☒ Professional - SQL Server

**Working mode**

☒ Work scheduler

☐ Booking hotel rooms

**Parameters for GoogleMap API**

Company address: Via Laietana Barcelona

Average fuel consumption per 100 km: 7.50 L

**Graphical interface**

Font name: Arial

Font size: 8

Colour: C

Employees/rooms per page: 20

☒ Zoom effect

Alternative zone 1

Alternative zone 2

Holiday zone

Click ZONE - change colour

Reset graphic settings Save Cancel

**Language**

☐ Romana

☒ English

☐ Deutsch

☐ Magyar

☐ Español

-allows the selection of the used language

**Working program**

Number of working days/week: 5

Working hours: 8.0 - 16

-allows the setting of working days number and time of work

**Working mode**

☒ Work scheduler

☐ Booking hotel rooms

-allows the setting of working mode



## User's guide

### Parameters for GoogleMap API

Company address

Average fuel consumption per 100 km  L

-allows setting parameters for using the google map: the company address and the average fuel consumption per

100 km; the company address is needed for establishing the start address of the route and the average fuel consumption is needed for estimating the fuel consumption for the indicated route

### Graphical interface

Font name

Font size

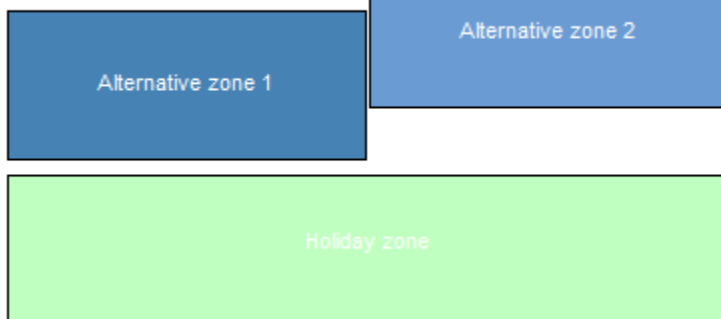
Colour

-allows the configuration of the graphic interface, having the possibility to set the font, size and colour of it

Employees/rooms per page

-allows setting the number of workers/rooms which will be displayed on a page

☒ Zoom efect



Click ZONE - change colour

-allows setting the used colours; by activating the 'Zoom efect', when placing the mouse on a working task, the zone enlarges and this way the works can be seen better



-allows adding a new employee, or a new room in 'Hotel' working mode; in case of not using certain employees, they can be changed in 'Unused' mode; the Express version allows adding maximum two employees/two rooms

CLASSOFT CRM Scheduling Manager

Add Delete Exit

Save Cancel

Employees

	Disabled
ALEXANDRU	F
DIANA	F
FLORIN	F
MIHAI	F
VICTOR	F

Active/Inactive Refresh



-allows updating the client catalogue, having the possibility to modify, delete the existing information of a client, or to add a new client

**CLASSOFT CRM Scheduling Manager**

**Clients**

Add Modify Delete Search Exit

ID: SD2 Name ZAPATOS EMPRESA

VAT Code 243124987 Trade Reg.

Address CARRER DE SALVA 12 BARCELONA

County

Country SPAIN

Bank account

Bank

Telefon Fax

Email zapatosempresa@gmail.es

Delegate

ID.delegat Auto

Observations 1

Observations 2

☐ Inactive client Save



-allows the adding of a new work

**CLASSOFT CRM Scheduling Manager**

**Lucrari**

ID job 4 ☐ Concediu

Angajat ALEXANDRU

Client (ID,Denumire) SM16 PROD INVEST SRL

Lucrare REPARATION

Observatii VOLKSWAGEN GOLF 4  
ULEI CASTROL TXT 5W-40

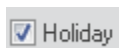
START Data 23/03/2015 + - ...  
Ora 8 : 0

STOP Data 23/03/2015 + - ...  
Ora 11 : 0

Salvez Sterg Renunt

-select the employee for which is assigned the work and the client for whom it is made; in case of 'Hotel' working mode, instead of employee, will be selected the rooms which will be reserved; in the work field are written details of the performed work and filling the observations field is optional, here having the possibility to mark details about the work; select the

start date and hour of the work and also the finish date and hour of it



-allows setting an employee as being in holiday; select the start date of the holiday and also the finish date and hour of it



-allows seeing the routes that an employee has to do on a day, having two possibilities: the route from the company to the client, or the route from one client to another; clients' addresses are taken from the clients catalogue; in case it is not completed in the catalogue, it can be completed directly in this interface

CLASSOFT CRM Scheduling Manager

Angajat: ALEXANDRU

From: 23/03/2015 To: 23/03/2015

Load tasks

☒ My company address  
Via Laietana Barcelona

ID	Start	Stop	Client	Address	Select
5	23/03/2015-08:00	23/03/2015-10:00	EL ECONOMISTA	AV. DE ROMA BARCELONA	<input checked="" type="checkbox"/>
1	23/03/2015-10:00	23/03/2015-12:30	ZAPATOS EMPRESA	CARRER DE SALVA 12 BARCELONA SPAIN	<input type="checkbox"/>
7	23/03/2015-13:00	23/03/2015-15:00	ECCO TIEMPO	CARRER DE BERLIN BARCELONA	<input type="checkbox"/>

CLASSOFT CRM Scheduling Manager

Angajat: ALEXANDRU

From: 23/03/2015 To: 23/03/2015

Load tasks

☐ My company address  
Via Laietana Barcelona

ID	Start	Stop	Client	Address	Select
5	23/03/2015-08:00	23/03/2015-10:00	EL ECONOMISTA	AV. DE ROMA BARCELONA	<input checked="" type="checkbox"/>
1	23/03/2015-10:00	23/03/2015-12:30	ZAPATOS EMPRESA	CARRER DE SALVA 12 BARCELONA SPAIN	<input checked="" type="checkbox"/>
7	23/03/2015-13:00	23/03/2015-15:00	ECCO TIEMPO	CARRER DE BERLIN BARCELONA	<input type="checkbox"/>

Show route (between two marked addresses)

Exit

CLASSOFT Route Planner - Google Maps/Street View API v3 - (GB)

Starting: Via Laietana Barcelona

Arrival: AV. DE ROMA BARCELONA

Sample: Wellington Rd 10 London UK

System: METRIC

Estimated consumption: 0.25L Distance: 3.34 Km / 2.07 Mile

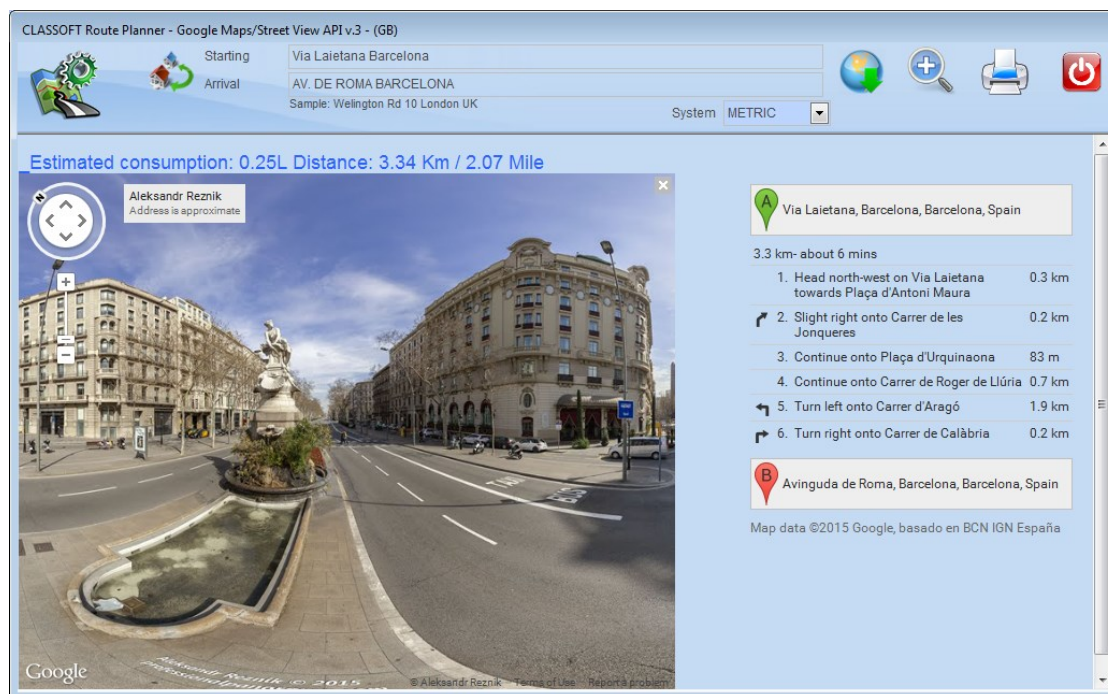
Map data ©2015 Google, basado en BCN IGN España

3.3 km- about 6 mins

1. Head north-west on Via Laietana towards Plaça d'Antoni Maura 0.3 km
2. Slight right onto Carrer de les Jonqueres 0.2 km
3. Continue onto Plaça d'Urquinaona 83 m
4. Continue onto Carrer de Roger de Llúria 0.7 km
5. Turn left onto Carrer d'Aragó 1.9 km
6. Turn right onto Carrer de Calàbria 0.2 km

Avinguda de Roma, Barcelona, Barcelona, Spain

-shows the selected route giving information of the estimated consumption and the distance



-shows the position on the selected route, using google street view mode

Starting	Via Laietana Barcelona
Arrival	AV. DE ROMA BARCELONA
Sample:	Wellington Rd 10 London UK

-shows the addresses of the selected items and it can be modified manually

System	METRIC
--------	--------

-allows the selection of the metric or imperial system



-allows changing the starting and the arrival addresses



-allows printing the setted route



-allows generating of a centralized report at the level of an employee/room, having the possibility to filter a specific period or a specific client



**CLASSOFT CRM Scheduling Manager - Report**  
**( active filter )**  
 02/12/2014 - 05/12/2014



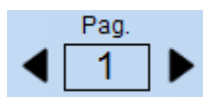
<b>ALEXANDRU</b>		
02/12/2014		
02/12/2014 8:30	02/12/2014 11:30	CLASSOFT SRL
SCHIMB ULEI+FILTRE MATERIAL CLIENT		
<b>DIANA</b>		
02/12/2014		
02/12/2014 9:30	02/12/2014 11:30	TELE IMPEX SRL
COMANDA AMORTIZOARE FATA DOAR COMPONENTE ORIGINALE		
<b>FLORIN</b>		
03/12/2014		
03/12/2014 8:00	10/12/2014 9:00	CONCEDIU
CONCEDIU		
<b>MIHAI</b>		
02/12/2014		
02/12/2014 12:00	03/12/2014 10:00	TELE IMPEX SRL
CONSTATARE AMBREAJ, AMORTIZOARE FATA		



-allows the execution of a refresh in case of using the Classoft Sheduling Manager Professional on more than one working station, on the same database; thus, if on one of the working stations is added a new work or are made updates, in order to be seen on the actual working station has to be accesed this option of refresh; option available for the online working



-aloows navigating from a working week to another



-allows navigating from a page of workers to another



-gives acces to the user's guide or to online cideo-tutorials



-gives informations of the actual version of the application



-allows leaving the application